

German Technology

Rév FF FÉMFELDOLGOZÓ
SINCE 1949 MEDICAL LINE



FF MED MEGADRIVE



Functional trolleys for all situations
by FF Co. Ltd.

reddot design award
winner 2011

Former serial product of BLANCO Professional

An unbeatable team

MEGAprogress, MEGAdrive, PROassist, MEGAstore, CLEANassist

The FF MED brand provides system solutions for medical functional areas in clinics and hospitals, as well as outpatient departments and medical practices.

MEGAprogress is full of rich features. Perfectly-fitted furnishings are planned for every imaginable functional area, for example sterilisation areas. Instrument and implant storage cabinets, endoscope and catheter storage cabinets – MEGAprogress provides a solution to all technical requirements in hospitals and medical practices.

Awards: Reddot Design Award 2012

The "little brother" MEGAdrive is the mobile addition to the MEGAprogress cabinet range. Everything that needs to be brought to patients quickly can be loaded into, hung onto or clicked into it.

Awards: Reddot Design Award 2014

Our mobile functional furniture FF MED PROassist provides safety and high quality in every respect. The range contains a wealth of clever, mobile assistants for all the functional areas of a clinic. There is a focus on flexibility and hygiene in all of the products, whether they are furniture, seating or equipment. All of the furniture is made of stainless steel and thus corrosion-resistant, resistant to disinfectants, hygienic and easy to care for.

The MEGAstore offers ample space for an entire day's worth of consumables. Individually usable modules can be used to store everything needed in the day-to-day running of a clinic. Dust-tight and clean behind space-saving roller shutters or individually opening hinged doors. Stylish and modern in shape and colour, smart in its versatility as a valuable assistant – this is why the MEGAstore was distinguished with the Red Dot Award 2014.

Our sterile supply and disposal components have proven themselves in countless central sterilization departments.

With our expanded CLEANassist product line, we are presenting an integrated system solution that implements innovative ideas in order to optimally organize the sterile supply and disposal cycle.

As a system supplier in the medical technology field, we offer not only comprehensive product know-how but also competence in the organisation of logistical processes in the hospital. We respond individually to your needs to create a suitable solution for any requirements.

Our systems are designed to be modular and flexible. They can be easily customised and supplemented.

Everything from a single source.

FF MED - Your medical technology system supplier.



Please Feel Free to download our Catalogues from our website (<http://ffzrt.hu>), or you can use this QR code to go directly to the site.



MEGADRIVE

Mobile assistants for clinics, medical practices and outpatient departments.

Here comes a new assistant you can depend on: MEGAdrive functional trolleys quickly arrive where they are needed, can be used for a broad range of applications and nothing can put them off-track.

With its pleasant appearance, MEGAdrive gains the trust of patients. With its professional equipment, it also eases your work every day – for emergencies and operations, during exams and anaesthetising, when bandaging or applying plaster casts.

CONTENTS

| | |
|--|----|
| MEGAdrive – Quality | 4 |
| Material and colours | 6 |
| Body sizes | 8 |
| Equipment variants | |
| DIN trolleys | 10 |
| ISO module trolleys | 12 |
| Special functional trolleys | 13 |
| Configuration examples | |
| DIN bandage and treatment trolleys | 14 |
| ISO module bandage and treatment trolleys | 16 |
| Anaesthesia trolleys | 18 |
| Anaesthesia trolleys with warming drawer | 20 |
| Emergency trolleys | 22 |
| ICU trolleys | 24 |
| Nappy changing trolleys | 26 |
| Function in their most beautiful form | 28 |
| Accessories | 29 |

MEGAdrive doesn't just offer you a rugged shell, but also plenty of ergonomically sound details – ranging from soft closing drawers which are as quiet as a whisper to uniquely-shaped push handles.

The long service life of the trolleys is guaranteed by their high-quality finish “German technology” and specially selected durable materials.

MEGAdrive.

Welcome to the team.



QUALITY IS UNMISTAKABLE

The **MEGAdrive functional trolley** helps make your daily work as easy and ergonomic as possible.

Practical | Wide selection of accessories which can be exchanged quickly.

Hygienic | Easy-to-clean materials and smooth, seamless surfaces.

Fast | With an average delivery time of 3 weeks, we can fulfil your requirements with above-average speed.



The trick with the “Click!”

For maximum flexibility with accessories

Minimum effort for maximum functionality: with the ingenious FF-click connector system, you can attach accessories quickly and exchange them easily.

Simply click in the necessary FF-click accessory at the desired position – and it's done!

The complete range of FF-click accessories and the FF-click multi-functional wall can be found starting on page 31.



FF-click multi-functional wall

Expand your options

- Suitable for any FF-click accessory which you wish to attach above the worktop
- Especially practical for attaching syringe and needle dispensers
- Available with 1 or 2 rows of FF-click connectors



Ergonomics in top form

With its unique push handle

- Ergonomic design
- Effortless to push and thus easy on the back
- Made of stable, hygienic stainless steel (Material 1.4301)
- MEGAdrive is also available without a push handle on request



Open for anything

Doors with a patented hinge

- Optimum loading and unloading due to extra-wide door opening angle of 220°
- The interior is already completely accessible when the door is opened 90°
- ISO modules and baskets can be slid in directly without bothersome jamming
- Doors can be adjusted easily thanks to the patented hinge
- The reliable automatic closing function holds the door closed securely – absolutely hygienic without annoying magnets



Quiet, soft and safe

Drawers for convenient work

- Optimum opening with full extension for easy access to the contents of the drawers
- Secure closing to the last centimetre with soft-closing function as quiet as a whisper
- A special mechanism prevents the drawers from opening by themselves when the trolley is being moved
- Simple installation and removal of the drawers through slight raising or lowering, ideal for easy cleaning
- Veneered pull-out frames are available for holding ISO module baskets
- Practical drawer dividers can be found starting on page 44
- Particularly patient-friendly: the warming drawers to pre-warm infusions or linens (see page 43)



Moves easily and stands securely



With hygienic double smooth-rolling castors

- Best manoeuvrability due to four smooth-rolling castors
- Secure footing when working thanks to rugged brakes on two of the castors (with directional locking on request)
- Electrically conductive
- High-quality, abrasion-resistant, non-discolouring synthetic castors prevent your floor from being damaged
- Hygienic due to closed, smooth side surfaces
- **Castor diameter is 125 mm**
- **Protection for trolleys, walls, furniture**
- With extra-wide corner guards

The rugged corner guards on all four corners absorb impact and protect your furniture.

MATERIAL AND COLOUR

Explore your options



The stable work surface with railing

Hygienic, practical, excellent

- Deep-drawn, made of rugged ABS composite
- Particularly hygienic without joints and seams
- Resistant to UV
- Suitable for laser technology
- Alternatively also available made of stainless steel with or without synthetic railing (see page 39)

Double-walled body

Beautiful on the outside, rugged on the inside

- Stable, long-life all-metal construction in proven sandwich design for lower weight
- Noise-damping insulation
- Rugged, impact and scratch-proof
- Hygienic and easy-care
- Resistant to UV
- Resistant to commercially available disinfectants
- Made of powder-coated sheet steel in attractive "white aluminium" (RAL 9006) or brushed stainless steel

The rugged fronts

Variety for all situations

- Made of coloured powder-coated sheet steel (see overview on the right for colours)
- Manufactured in sandwich design for lower weight
- Work is easier thanks to rugged, ergonomic stainless steel handles with generous recessed grips.
- Hygienic: all doors and drawers have an all-round seal for protection against dust and dirt
- On request also available in brushed stainless steel

Stainless steel extreme

When the going gets tough

MEGAdrive functional trolleys are also available made completely out of stainless steel for particularly demanding use.

- Work surface, body and fronts made of high-quality brushed stainless steel (Material 1.4301)
- Extremely rugged
- Resistant to water, water vapour and humidity
- Resistant to weak organic and inorganic acids

Making every day more colourful





















Perfect in function, visually appealing

Classic “grey white” or would you prefer trendy “raspberry”? With MEGAdrive, you can choose the colour which suits you perfectly out of more than 20 standard and trendy colours.

Do you love the exceptional? We would be pleased to prepare an individual offer for you based on your colour wishes according to RAL, RAL Design, NCS or Pantone colour pattern charts.





Standard colours

| | | | | | |
|---|---------------------------|---|------------------------------|---|------------------------------|
|  | ocean blue FF 5701 |  | salmon orange RAL 2012 |  | raspberry Pantone 228 C |
|  | pearl white RAL 1013 |  | leaf green FF 6644 |  | lime Pantone 382 C |
|  | pure white RAL 9010 |  | dove blue RAL 5014 |  | apple green Pantone 370 C |
|  | grey white RAL 9002 |  | ultramarine blue RAL 5002 |  | macchiato Pantone 4635 C |
|  | light grey RAL 7035 |  | vanilla yellow NCS S0520 |  | espresso Pantone 4695 C |
|  | platinum grey RAL 7036 |  | traffic red RAL 3020 | | |
|  | light ivory RAL1015 |  | brown red RAL 3011 | | |
|  | pastel yellow RAL1034 | | | | |

Due to differences in print, colours of products may appear different to those shown in the catalogue.

Body and plinth colour

| | |
|---|-----------------------------|
|  | white aluminium RAL 9006 |
|  | anthracite RAL 7016 |

BODY SIZES

DIN and ISO module trolleys

Your ideas take shape with MEGAdrive. You select the size, equipment and accessories exactly as you need them.

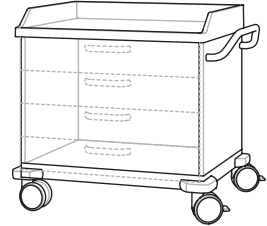
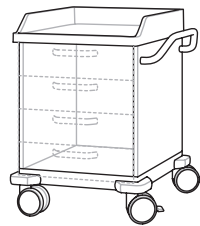
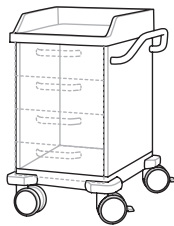
In three easy steps, you can assemble your MEGAdrive according to your wishes:

Step 1 | Do you need a DIN or an ISO module trolley? DIN trolleys are based on standardised DIN dimensions. ISO module trolleys have body dimensions specially adapted to the use of ISO modules.

Step 2 | What working height do you require? How wide should your MEGAdrive trolley be? Select the suitable body according to your requirements from the standard sizes illustrated below.

DIN trolleys

MEGAdrive Mini



Working height (body height)

830 mm (600 mm)

Body width

450 mm

600 mm

900 mm

Body depth

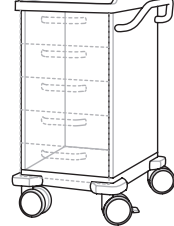
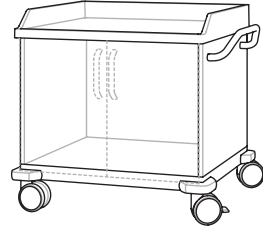
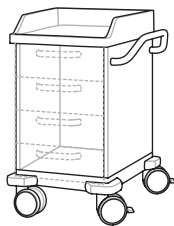
530 mm

580 mm

580 mm

ISO module trolleys

MEGAdrive Mini



Working height (body height)

830 mm (600 mm)

980 mm (750 mm)

Body width

450 mm

900 mm

450 mm

Body depth

530 mm

680 mm

530 mm

**MEGAdrive
Mini:
450 mm
Width**



Step3 | Then decide on a suitable front division with drawers, pull-outs, doors and compartments. All of the standard combinations available can be found grouped according to DIN / ISO module trolleys and working height on the following pages.

| | | | | |
|---|--|---|--|---|
|  | MEGAdrive Mini  |  |  |  |
| 930 mm (700 mm) | 980 mm (750 mm) | | | 1080 mm (850 mm) |
| 600 mm | 450 mm | 600 mm | 900 mm | 600 mm |
| 580 mm | 530 mm | 580 mm | 580 mm | 580 mm |

| | | | | |
|---|---|---|---|---|
|  |  |  |  |  |
| | | 1030 mm (800 mm) | 1080 mm (850 mm) | |
| 660 mm | 900 mm | 660 mm | 660 mm | 682 mm |
| 580 mm | 680 mm | 580 mm | 580 mm | 580 mm |

Equipment variants

Entirely according to your wishes

For each of the 12 standard sizes, MEGAdrive offers you a selection of predefined equipment variants. In this way, approximately 60 basic models result, offering a well thought-out solution for any application.

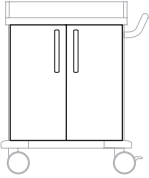
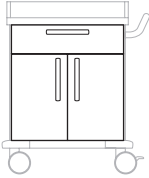
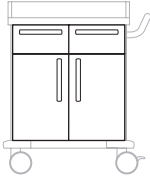
With appropriate accessories, the MEGAdrive basic model can become exactly the functional trolley you desire in no time at all.

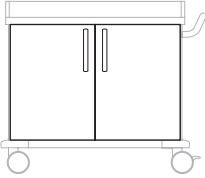

Including special functions | We make it easy if you are looking for something unique – for example a preconfigured notebook trolley (ISO), gynaecological treatment trolley (DIN), emergency trolley (DIN), nappy changing trolley (DIN), plaster cast trolley (DIN) and roll-front trolley (ISO) can be found on page 13.

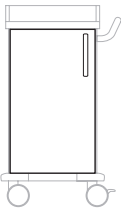
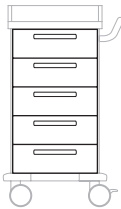
Special requests welcome | If you don't find a suitable solution within the standard range, we would be pleased to prepare a customised offer for you.

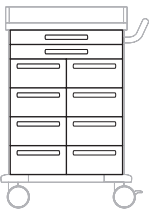
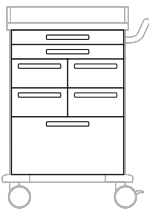
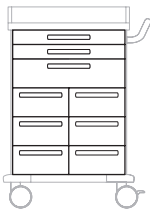


DIN TROLLEYS EQUIPMENT VARIANTS

| | | | | |
|---|--|---|---|--|
| DIN trolleys Working height 830 mm | Body width 600 mm |  |  |  |
| | Article number Equipment (W x H in mm) | 543 272 2 hinged doors (300 x 600) 2 cabinet shelves | 543 274 1 drawer (600 x 150) 2 hinged doors (300 x 450) 1 cabinet shelf | 543 276 2 drawers (300 x 150) 2 hinged doors (300 x 450) 1 cabinet shelf |

| | | | |
|---|--|--|--|
| DIN trolleys Working height 830 mm | Body width 900 mm |  |  |
| | Article number Equipment (W x H in mm) | 543 293 2 hinged doors (450 x 600) 2 cabinet shelves | 543 295 2 drawers (450 x 150) 2 hinged doors (450 x 450) 1 cabinet shelf |

| | | | | |
|--|--|---|---|---|
| MEGAdrive Mini DIN trolleys Working height 980 mm | Body width 450 mm MEGAdrive Mini |  |  |  |
| | Article number Equipment (W x H in mm) | 543 619 1 hinged door (750 mm) 2 cabinet shelves | 543 620 1 drawer (150 mm) 1 hinged door (600 mm) 1 cabinet shelf | 543 621 5 drawers (150 mm) |

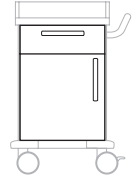
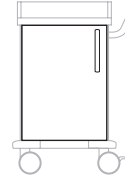
| | | | | |
|---|--|---|---|---|
| DIN trolleys Working height 980 mm | Body width 600 mm |  |  |  |
| | Article number Equipment (W x H in mm) | 543 337 2 drawers (600 x 75) 8 drawers (300 x 150) | 543 339 2 drawers (600 x 75) 4 drawers (300 x 150) 1 drawer (600 x 300) | 543 340 2 drawers (600 x 75) 1 drawer (600 x 150) 6 drawers (300 x 150) |

MEGAdrive Mini

DIN trolleys
Working height 890 mm

Body width

450 mm
MEGAdrive Mini

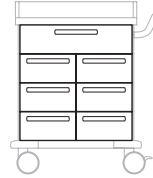
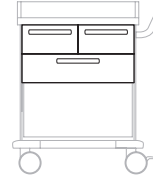
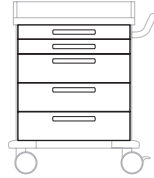
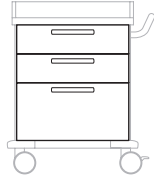
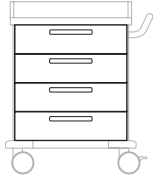
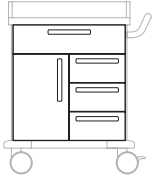


Article number **543 625**

543 626

Equipment (W x H in mm) 1 hinged door (600 mm)
2 cabinet shelves

1 drawer (150 mm)
1 hinged door (450 mm)
1 cabinet shelf



543 278

543 280

543 282

543 283

543 324

543 326

1 drawer (600 x 150)
3 drawers (300 x 150)
1 hinged door (300 x 450)
1 cabinet shelf

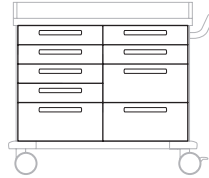
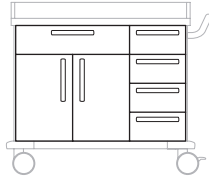
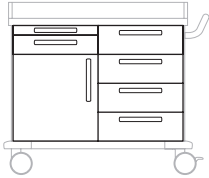
4 drawers (600 x 150)

2 drawers (600 x 150)
1 drawer (600 x 300)

2 drawers (600 x 75)
3 drawers (600 x 150)

2 drawers (300 x 150)
1 drawer (600 x 150)
1 open compartment (600 x 300)

1 drawer (600 x 150)
6 drawers (300 x 150)



543 297

543 299

543 300

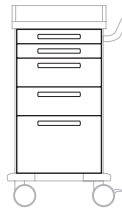
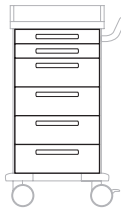
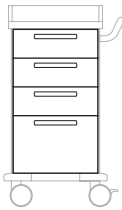
543 301

1 pull-out worktop top left (450 x 50)
1 drawer (450 x 100)
4 drawers (450 x 150)
1 hinged door (450 x 450)
1 cabinet shelf

1 drawer (600 x 150)
4 drawers (300 x 150)
2 hinged doors (300 x 450)
1 cabinet shelf

6 drawers (450 x 100)
3 drawers (450 x 200)

1 drawer (900 x 150)
1 drawer (600 x 150)
3 drawers (300 x 150)
1 drawer (600 x 300)



543 622

543 623

543 624

3 drawers (150 mm)
1 drawer (300 mm)

2 drawers (75 mm)
4 drawers (150 mm)

2 drawers (75 mm)
2 drawers (150 mm)
1 drawer (300 mm)

Body width

600 mm

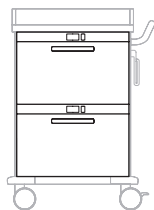
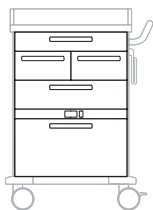
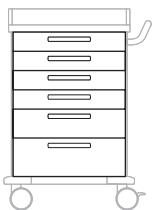


Article number **543 284**

543 285

Equipment (W x H in mm) 5 drawers (600 x 150)

3 drawers (600 x 150)
1 drawer (600 x 300)



543 341

543 321

543 322

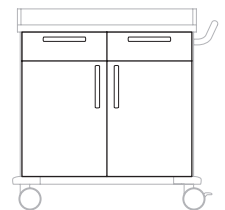
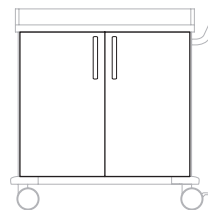
4 drawers (600 x 100)
1 drawer (600 x 150)
1 drawer (600 x 200)

1 drawer (600 x 100)
2 drawers (300 x 150)
1 drawer (600 x 150)
equipped for warming drawer
1 x (600 x 350) (see page 43)

equipped for warming
drawers 2 x (600 x 375)
(see page 43)

Body width

900 mm



Article number **543 309**

543 310

Equipment (W x H in mm) 2 hinged doors (750 x 450)
2 cabinet shelves

2 drawers (450 x 150)
2 hinged doors (450 x 600)
1 cabinet shelf

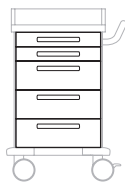


543 627

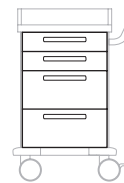
4 drawers (150 mm)



543 628

2 drawers (150 mm)
1 drawer (300 mm)

543 629

2 drawers (75 mm)
3 drawers (150 mm)

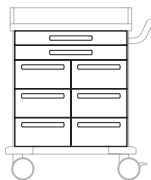
543 630

2 drawers (100 mm)
2 drawers (200 mm)

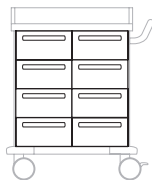
DIN trolleys

Working height 830 mm

MEGadrive Mini

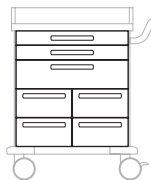


543 328

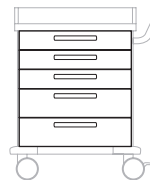
2 drawers (600 x 75)
6 drawers (300 x 150)

543 330

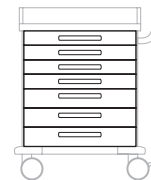
8 drawers (300 x 150)



543 332

2 drawers (600 x 75)
1 drawer (600 x 150)
4 drawers (300 x 150)

543 333

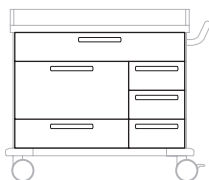
3 drawers (600 x 100)
2 drawers (600 x 150)

543 334

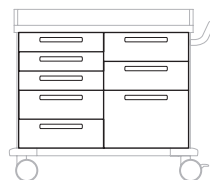
4 drawers (600 x 75)
3 drawers (600 x 100)

DIN trolleys

Working height 830 mm



543 302

1 drawer (900 x 150)
1 drawer (600 x 300)
1 drawer (600 x 150)
3 drawers (300 x 150)

543 304

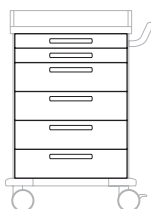
3 drawers (450 x 100)
4 drawers (450 x 150)
1 drawer (450 x 300)

543 291

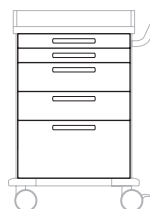
4 drawers (900 x 150)

DIN trolleys


Working height 830 mm



543 286

2 drawers (600 x 75)
4 drawers (600 x 150)


543 287

2 drawers (600 x 75)
2 drawers (600 x 150)
1 drawer (600 x 300)

543 288

1 drawer (600 x 150)
4 drawers (300 x 150)
1 hinged door (300 x 600)
1 cabinet shelf

543 354

1 drawer (600 x 150)
2 drawers (300 x 150)
1 drawer (300 x 300)
1 hinged door (300 x 600)
1 cabinet shelf

543 289

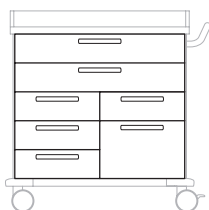
3 drawers (600 x 100)
2 hinged doors
(300 x 450)
1 cabinet shelf

543 335

1 drawer (600 x 150)
8 drawers (300 x 150)

DIN trolleys

Working height 980 mm



543 311

2 drawers (900 x 150)
4 drawers (450 x 150)
1 drawer (450 x 300)

DIN trolleys

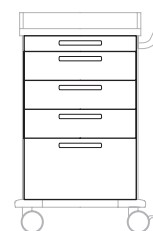
Working height 980 mm

DIN trolleys

Working height 1080 mm

Body width

600 mm



Article number

543 355

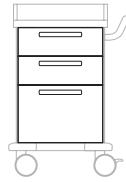
Equipment
(W x H in mm)1 drawer (600 x 100)
3 drawers (600 x 150)
1 drawer (600 x 300)

DIN trolleys

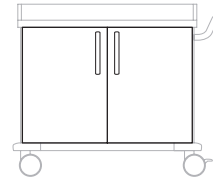
Working height 1080 mm

ISO MODULE TROLLEYS EQUIPMENT VARIANTS

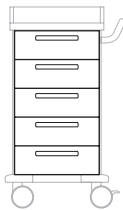
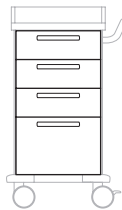
MEGAdrive Mini

ISO module trolleys
Working height 830 mmBody width
450 mm**Article number 543 634**Equipment
(W x H in mm)
4 pull-outs (150 mm)
Hanging frame for
1/2 ISO module containers
(300 x 400 mm)**Article number 543 635**Equipment
(W x H in mm)
2 pull-outs (150 mm)
1 pull-out (300 mm)
Hanging frame for
1/2 ISO module containers
(300 x 400 mm)

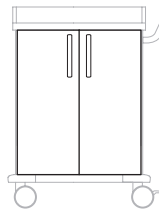
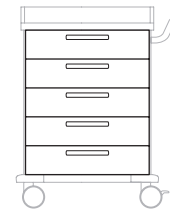
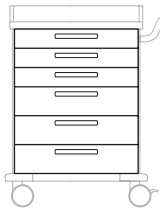
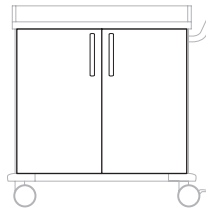
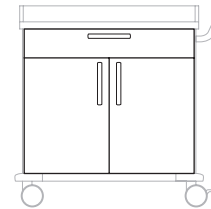
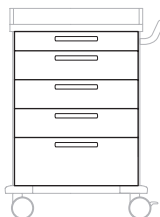
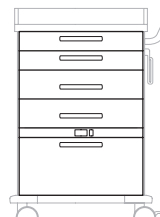
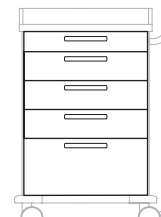
MEGAdrive Mini

Body width
900 mm**Article number 543 312**Equipment
(W x H in mm)
2 hinged doors (450 x 600)
Interior for holding
carrier elements for
ISO module containersISO module trolleys
Working height 830 mm

MEGAdrive Mini

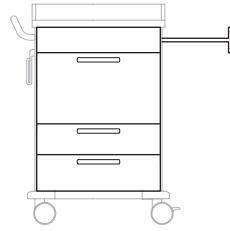
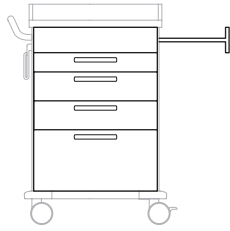
ISO module trolleys
Working height 980 mmBody width
450 mm**Article number 543 632**Equipment
(W x H in mm)
5 pull-outs (150 mm)
Hanging frame
for 1/2 ISO mod-
ule containers
(300 x 400 mm)**Article number 543 633**Equipment
(W x H in mm)
3 pull-outs
(150 mm)
1 pull-out (300 mm)
Hanging frame for
1/2 ISO mod-
ule containers
(300 x 400 mm)

MEGAdrive Mini

Body width
660 mm**Article number 543 314**Equipment
(W x H in mm)
2 hinged doors (330 x 750)
Interior for holding car-
rier elements for ISO module
containers**Article number 543 315**Equipment
(W x H in mm)
5 pull-outs (660 x 150)
Hanging frame for
ISO module containersISO module trolleys
Working height 980 mmISO module trolleys
Working height 980 mmBody width
660 mm**Article number 543 316**Equipment
(W x H in mm)
3 pull-outs (660 x 100)
3 pull-outs (660 x 150)
Hanging frame for
ISO module containersBody width
900 mm**Article number 543 317**Equipment
(W x H in mm)
2 hinged doors (450 x 750)
Interior for holding carrier
elements for ISO module
containers**Article number 543 318**Equipment
(W x H in mm)
1 pull-out (900 x 150)
Hanging frame for ISO
module containers
2 hinged doors (450 x 600)
Interior for holding carrier
elements for ISO module
containers**Article number 543 319**Equipment
(W x H in mm)
6 pull-outs (450 x 150)
2 pull-outs (450 x 300)
Hanging frame for
ISO module containersISO module trolleys
Working height 980 mmISO module trolleys
Working height 1030 mmBody width
660 mm**Article number 543 342**Equipment
(W x H in mm)
1 pull-out (660 x 100)
3 pull-outs (660 x 150)
1 pull-out (660 x 250)
Hanging frame for
ISO module containersISO module trolleys
Working height 1080 mmBody width
660 mm**Article number 543 323**Equipment
(W x H in mm)
2 pull-outs (660 x 100)
2 pull-outs (660 x 150)
equipped for warming drawer
1 x (660 x 350) (see page 43)**Article number 543 344**Equipment
(W x H in mm)
1 pull-out (660 x 100)
3 pull-outs (660 x 150)
1 pull-out (660 x 300)
Hanging frame for
ISO module containersISO module trolleys
Working height 1080 mm

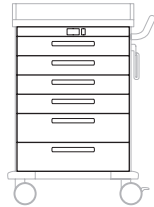
SPECIAL FUNCTIONAL TROLLEYS EQUIPMENT VARIANTS

Notebook trolleys (ISO module trolley)



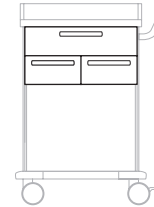
| Article number | 543 352 | 543 378 |
|---|---|--|
| Dim. (work. height x W x D in mm) | 1080 x 660 x 580 | 1080 x 660 x 580 |
| Equipment (W x H in mm) Model without MEGAclick rows, without central locking | 1 notebook pull-out on right, 1 pull-out (660 x 100) 2 pull-outs (660 x 150), 1 pull-out (660 x 300) with hanging frame for ISO module containers | 1 notebook pull-out right (660 x 150), 1 file rack (660 x 350), 1 pull-out (660 x 150), 1 pull-out (660 x 200); with hanging frame for ISO module containers |

Gynaecology treatment trolley



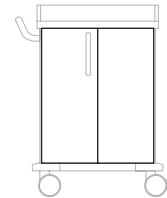
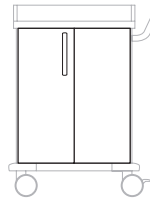
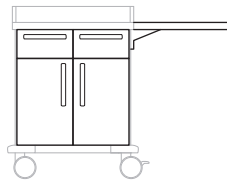
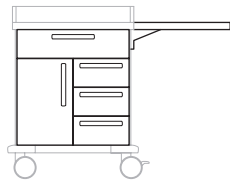
| Article number | 543 290 |
|-----------------------------------|---|
| Dim. (work. height x W x D in mm) | 980 x 600 x 580 |
| Equipment (W x H in mm) | Switch panel, 50 mm high 4 drawers with warming device max. 35-38 °C (600 x 100) 2 drawers (600 x 150) |

Emergency trolley



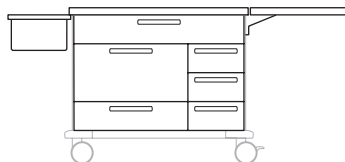
| Article number | 543 345 |
|-----------------------------------|---|
| Dim. (work. height x W x D in mm) | 980 x 600 x 580 |
| Equipment (W x H in mm) | 1 drawer (600 x 150), 2 drawers (300 x 150), holder for resuscitation unit (Weinmann) Infusion pole with 2 stainless-steel hooks |

Nappy changing trolleys




| Article number | 543 348 | 543 349 | 543 346 | 543 347 |
|-----------------------------------|--|--|--|---------------------|
| Dim. (work. height x W x D in mm) | 830 x 600 x 580 | 830 x 600 x 580 | 930 x 600 x 580 | 930 x 600 x 580 |
| Equipment (W x H in mm) | 1 drawer (600 x 150) 3 drawers (300 x 150) 1 hinged door (300 x 450) 1 fold-down shelf 1 synthetic cabinet shelf | 2 drawers (300 x 150) 2 hinged doors (300 x 450) 1 fold-down shelf on right 1 synthetic cabinet shelf | Push handle on right | Push handle on left |
| | | | 1 hinged door (300 x 700), to hold DIN modules or shelves Waste pull-out with foot-operated release mechanism, double waste collector (2 x 15 litre synthetic pail) with lid | |

Plaster cast trolley



| Article number | 543 307 |
|-----------------------------------|--|
| Dim. (work. height x W x D in mm) | 830 x 900 x 580 |
| Equipment (W x H in mm) | 1 MEGAclick plaster sedimentation basin (325 x 265 x 200) 1 MEGAclick waste collector with synthetic bag 1 stainless-steel table top with all-round profile edge, 1 stainless-steel extension panel, fold-down, 500 mm 1 drawer with comp. for bandaging mat. 1 drawer (600 x 300), 1 drawer (600 x 150) 3 drawers (300 x 150) |

Roll-front trolley (ISO module trolley)



| Article number | 543 402 |
|-----------------------------------|---|
| Dim. (work. height x W x D in mm) | 1080 x 682 x 580 |
| Equipment (W x H in mm) | 1 roller shutter front (to be opened to the top) 1 synthetic table top without railing |

Configuration example 1

DIN bandage and treatment trolleys

Whether in the emergency room, treatment rooms or in hospital wards – with MEGAdrive you immediately have supplies and instruments at your fingertips.




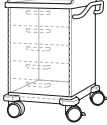


The versatile accessories and flexible mounting allow simple access and perfectly coordinated workflows. The

compartments offer generous space for storing supplies.

Discharge trays, waste containers and disposal boxes makes it possible to dispose used supplies hygienically.



DIN bandage and treatment trolleys (see overview on page 8)

| DIN trolleys | 830 mm | | 980 mm | | | |
|----------------|---|---|---|--|---|---|
| |  |  |  |  |  |  |
| Working height | 830 mm | | 980 mm | | | |
| Body width | 600 mm | 900 mm | | 600 mm | 900 mm | |
| Body depth | 580 mm | 580 mm | | 580 mm | 580 mm | |

Configuration example 1:

Body

| | |
|------------------------|---|
| Working height | 830 mm |
| Body width | 600 mm |
| Body depth | 580 mm |
| Assembly (W x H in mm) | 1 drawer (600 x 150) 3 drawers (300 x 150) 1 hinged door (300 x 450) 1 removable shelf |
| Article No. | 543 278 |
| Colour | Raspberry |

Accessories

| | | Additional information | Art. No. |
|-------------------------------------|---|------------------------|----------|
| Disposal box set | Consisting of 10 boxes with a holder | Page 32 | 542 839 |
| Instrument discharge tray | With slotted lid and holder, can be sterilised, synthetic | Page 33 | 542 842 |
| Waste container made of sheet steel | Powder-coated with hinged lid, 15 litre | Page 35 | 543 413 |

+ The complete range of accessories can be found starting on page 29

Configuration example 2


ISO module bandage and treatment trolleys

You can use all common ISO standard carrier walls, baskets and synthetic modules with the MEGAdrive ISO module trolleys.




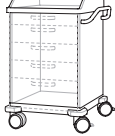
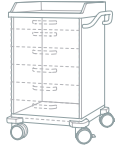
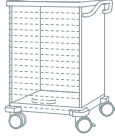
With its patented door hinge with optimised opening, ISO module baskets

can be easily inserted or removed – without bothersome jamming.

The ISO module baskets are simply laid in the fully-extendable drawer frames, quickly and securely.



ISO module bandage and treatment trolleys (see overview on page 8)

| ISO module trolleys |  |  |  |  |  |  |
|----------------------------|---|---|---|--|---|---|
| Working height | 830 mm | 980 mm | 900 mm | 1030 mm | | |
| Body width | 900 mm | 660 mm | 900 mm | 660 mm | | |
| Body depth | 680 mm | 580 mm | 680 mm | 580 mm | | |

Configuration example 2:

Body

| | |
|------------------------|---|
| Working height | 980 mm |
| Body width | 660 mm |
| Body depth | 580 mm |
| Assembly (W x H in mm) | 2 hinged doors (750 x 330) Interior for holding support elements for ISO module containers |
| Article No. | 543 314 |
| Colour | Ocean blue |

Accessories

| | | Additional information | Art. No. |
|------------------------------------|--|------------------------|----------|
| Disinfectant dispenser 1000 ml | For hooking into railing | Page 37 | 543 380 |
| Waste collector with synthetic lid | With 15-litre synthetic bag | Page 35 | 542 848 |
| Multi-functional guide element | Synthetic guide rails for all common ISO modules | Page 38 | 343 953 |
| ISO module | Synthetic basket | Page 38 | 542 318 |
| ISO module | Synthetic basket | Page 38 | 345 371 |

+ The complete range of accessories can be found starting on page 29

Configuration example 3






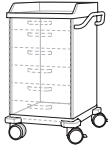
Anaesthesia trolleys




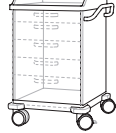
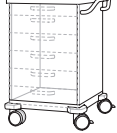
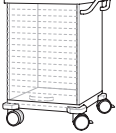
From syringe and needle dispensers to disposal boxes – with the MEGAdrive accessories, you can assemble your own perfect anaesthesia trolley. You can rely on having everything you

need available for optimum workflow during operating instructions or in the treatment room.



Anaesthesia trolleys (see overview on page 8)

| DIN trolleys |  |  |  |  |  |  |
|-------------------------|---|---|---|--|---|---|
| Working height | 830 mm | | | 980 mm | | 1080 mm |
| Body width | 600 mm | | | 600 mm | | 600 mm |
| Body depth | 580 mm | | | 580 mm | | 580 mm |

| ISO module trolleys |  |  |  |  |  |  |
|------------------------------------|---|---|---|--|---|---|
| Working height | | 980 mm | | 1030 mm | 1080 mm | |
| Body width | | 660 mm | | 660 mm | 660 mm | 682 mm |
| Body depth | | 580 mm | | 580 mm | 580 mm | 580 mm |

Configuration example 3:

Body

| | |
|------------------------|--|
| Working height | 830 mm |
| Body width | 600 mm |
| Body depth | 580 mm |
| Assembly (W x H in mm) | 3 drawers (600 x 100) 2 drawers (600 x 150) |
| Article No. | 543 333 |
| Colour | Granny |

Accessories

| | | Additional information | Art. No. |
|---------------------------------|--|------------------------|----------|
| Syringe and needle dispenser | 4 Plexiglas chutes | Page 36 | 543 381 |
| | 5 Plexiglas chutes | Page 36 | 543 387 |
| Disinfectant dispenser 1000 ml | For hooking into railing | Page 37 | 543 380 |
| Disposal box set | Consisting of 10 boxes with a holder | Page 32 | 542 839 |
| Glove dispenser | For 1 pack of gloves | Page 34 | 543 103 |
| Multi-functional wall, two rows | For trolley width 600 / 660 mm (2 x 5 slots) | Page 31 | 543 405 |

+ The complete range of accessories can be found starting on page 29

Configuration example 4

Anaesthesia trolleys with warming drawer

With the integrated warming drawer, you can quickly access infusions prewarmed for the patient's comfort – without needing an additional unit or walking further.

The controlled air circulation (convection) in the drawer ensures uniform warming of infusions, Ringer's solution or linens.


Simply switch it on – and it's done!





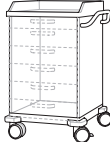
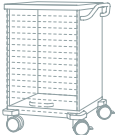
The temperature fuse provides optimum protection against overheating. The current temperature in the interior is always easily legible thanks to the LED display.

If the drawer is opened, the convection heating switches off automatically to prevent uneven warming.



Anaesthesia trolleys with warming drawer (see overview on page 8)

| DIN trolleys |  |  |  |  |  |  |
|-------------------------|---|---|---|--|---|---|
| Working height | | | | 980 mm | | 1080 mm |
| Body width | | | | 600 mm | | 600 mm |
| Body depth | | | | 580 mm | | 580 mm |

| ISO module trolleys |  |  |  |  |  |  |
|------------------------------------|---|---|---|--|---|---|
| Working height | | 980 mm | | 1030 mm | 1080 mm | |
| Body width | | 660 mm | | 660 mm | 660 mm | |
| Body depth | | 580 mm | | 580 mm | 580 mm | |

Configuration example 4:

Body

| | |
|------------------------|---|
| Working height | 980 mm |
| Body width | 600 mm |
| Body depth | 580 mm |
| Assembly (W x H in mm) | 1 drawer (600 x 100) 2 drawers (300 x 150) 1 drawer (600 x 150) 1 warming drawer (600 x 350) |
| Article No. | 543 321 |
| Colour | Opal |

Accessories

| | | Additional information | Art. No. |
|--------------------------------|--------------------------|------------------------|------------|
| Disinfectant dispenser 1000 ml | For hooking onto railing | Page 37 | 543 380 |
| Glove dispenser | For 1 pack of gloves | Page 34 | 543 103 |
| Waste collector with lid | Made of stainless steel | Page 35 | 542 841 |
| Warming drawer | For infusions | Page 43 | 346 784 01 |

+ The complete range of accessories can be found starting on page 29

Configuration example 5

Emergency trolleys

On the scene quickly: the emergency trolley from MEGAdrive offers you maximum functionality when every second counts. From an oxygen tank and reanimation board to a first aid kit and defibrillator, there is a safe place for all important utensils.

After it is loaded and checked by trained professionals, the trolley can be sealed – as a certain sign that the trolley is again completely ready for use.



Emergency trolleys (see overview on page 8)

| DIN trolleys | |  | | |  | | |
|-----------------------|---------------|---|--|--|--|--|--|
| Working height | 830 mm | | | | 980 mm | | |
| Body width | 600 mm | | | | 600 mm | | |
| Body depth | 580 mm | | | | 580 mm | | |

Configuration example 5:

Body

| | |
|------------------------|--|
| Working height | 980 mm |
| Body width | 600 mm |
| Body depth | 580 mm |
| Assembly (W x H in mm) | 1 drawer (600 x 150) 2 drawers (300 x 150) Holder for resuscitation unit (illustrated device can be purchased from Weinmann) Infusion holder with 2 stainless-steel hooks |
| Article No. | 543 345 |
| Colour | Pure white |

Accessories

| | | Additional information | Art. No. |
|------------------------------|--|------------------------|----------|
| Shelf for defibrillator | Height-adjustable, rotating table platform, 10 kg loading capacity | Page 42 | 542 854 |
| Equipment rail with FF-click | Mounted to the side wall to hold accessories, max. load-bearing capacity 50 kg | Page 31 | 543 467 |
| Reanimation board | With holder, screwed to the rear wall | Page 42 | 542 306 |
| Sealing strip | For drawers, mounted left or right on the trolley | Page 42 | 542 299 |
| Seals | 100 pieces | Page 42 | 542 310 |

+ The complete range of accessories can be found starting on page 29

Configuration example 6

ICU trolleys

You are often confronted with extreme challenges in the intensive care unit. Whether as a vein/thorax catheter trolley or an intubation trolley – the MEGA-drive ICU trolley is on your side. The accessories can be well-organised

which saves time and ensures safety. The generous storage space provides organised and efficient storage for all procedures and care episodes.

Syringe and
needle dispenser

Disinfectant
dispenser




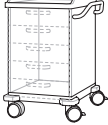

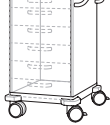
Disposal box




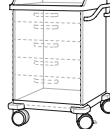


Catheter quiver

Instrument discharge tray



ICU trolleys (see overview on page 8)

| DIN trolleys |  |  |  |  |  |  |
|-----------------------|---|---|---|--|---|---|
| Working height | 830 mm | | | 980 mm | | 1080 mm |
| Body width | 600 mm | 900 mm | | 600 mm | 900 mm | 600 mm |
| Body depth | 580 mm | 580 mm | | 580 mm | 580 mm | 580 mm |

| ISO module trolleys |  |  |  |  |  |  |
|----------------------------|---|---|---|--|---|---|
| Working height | 830 mm | 980 mm | | 1030 mm | 1080 mm | |
| Body width | 900 mm | 660 mm | 900 mm | 660 mm | 660 mm | 682 mm |
| Body depth | 680 mm | 580 mm | 680 mm | 580 mm | 580 mm | 580 mm |

Configuration example 6:

Body

| | |
|------------------------|---|
| Working height | 980 mm |
| Body width | 600 mm |
| Body depth | 580 mm |
| Assembly (W x H in mm) | 2 drawers (600 x 75) 4 drawers (600 x 150) |
| Article No. | 543 286 |
| Colour | Vanilla yellow |

Accessories

| | | Additional information | Art. No. |
|--|---|------------------------|----------|
| Syringe and needle dispenser (First In/First Out principle) | 3 Plexiglas chutes | Page 36 | 543 383 |
| | 5 Plexiglas chutes | Page 36 | 543 384 |
| Disinfectant dispenser 1000 ml | For hooking into railing | Page 37 | 543 380 |
| Disposal box set | Consisting of 10 boxes with a holder | Page 32 | 542 839 |
| Catheter quiver | Divided into three parts for suction catheters, stainless steel | Page 32 | 542 844 |
| Instrument discharge tray | With slotted lid and holder, can be sterilised, synthetic | Page 33 | 542 842 |
| Multi-functional wall, two rows | For trolley width 600 / 660 mm (2 x 5 slots) | Page 31 | 543 405 |

+ The complete range of accessories can be found starting on page 29

Configuration example 7

Nappy changing trolleys

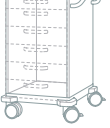
In the maternity ward, medical practices or clinics with rooming-in: the mobile MEGAdrive nappy changing trolley provides plenty of room for nappies, linens and an extra dose of tender loving care.

Sufficient storage space and the hygienically separated waste container ensure that everything goes smoothly when changing nappies and taking care of infants and toddlers.

From the wash basin, to the nappy changing pad, its accessories also leave nothing to be desired.



Nappy changing trolleys (see overview on page 8)

| DIN trolleys |  |  |  |  |  |  |
|-----------------------|---|---|---|--|---|---|
| Working height | 830 mm | | 930 mm | | | |
| Body width | 600 mm | | 600 mm | | | |
| Body depth | 580 mm | | 580 mm | | | |

Configuration example 7:

Body

| | |
|------------------------|--|
| Working height | 930 mm |
| Body width | 600 mm |
| Body depth | 580 mm |
| Assembly (W x H in mm) | Push handle, right 1 hinged door (320 x 700) Holds DIN modules or shelves Foot-operated release mechanism Double waste collector (2 x 15 l synthetic bucket) with lid |
| Article No. | 543 346 |
| Colour | lime |

Accessories

| | | Additional information | Art. No. |
|--------------------|---|------------------------|----------|
| Nappy changing pad | Soft pad, preformed for the body of a baby, washable film with stitched-down hollow, resistant to disinfectants | Page 41 | 542795 |
| Wash basin | With 2 water compartments and pad, synthetic, hidden holder of stainless steel, removable | Page 35 | 542 867 |

+ The complete range of accessories can be found starting on page 29

MEGADRIVE

Function in its most beautiful form.



ISO module bandage and treatment trolley

Colour: vanilla yellow



Anaesthesia trolley with warming drawer

Colour: traffic red



Ward trolley with notebook pull-out

Colour: opal



Emergency trolley

Colour: pure white



Plaster cast trolley

Colour: ocean blue



Nappy changing trolley

Colour: lime

Accessories

The trick with the “Click!”

MEGAdrive with FF-click:
Minimum effort for maximum functionality.

The unique FF-click system allows for fast mounting or replacement of accessories. The accessories with mounting brackets are always in position and ready for use. FF-click provides the flexibility required in a modern and challenging medical environment.

**CUSTOM
COLOURS
AVAILABLE**



There are 10 FF-click slots on the left side wall of the standard MEGAdrive trolley.

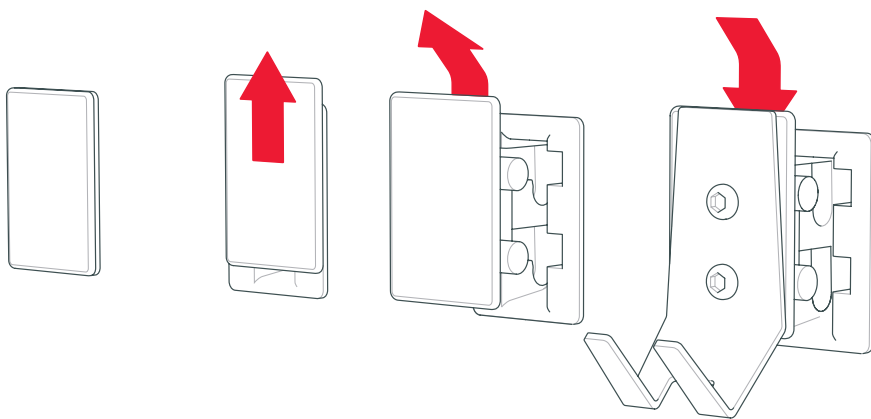
And now, additional possibilities are available to you with the optional multi-functional wall with one or two FF-click rows.

The multi-functional wall is perfect for everything that you would like to have accessible above the work surface.

For body widths of 600 mm / 660 mm, 5 slots per row are available, and there are 8 slots per row for a body width of 900 mm.

If a slot is not needed, it can be hygienically sealed with the corresponding cover clip.

Special accessories for the railing and sensible extras such as central locking, examination lights or suitable DIN and ISO modules round out the well thought-out range of accessories.




The FF-click system is comprised of two components: One part is integrated in the side wall or multi-functional wall, and the other part is fastened directly to the accessory.

Simply remove the FF-click cover, stick in the accessory – and you're done!

Accessories

| | |
|---|----|
| FF-click multi-functional wall | 31 |
| FF-click accessories | 32 |
| Railing accessories | 37 |
| DIN and ISO modules | 38 |
| Table top and extension | 39 |
| Other accessories | 40 |
| Accessories for the nappy changing trolleys | 41 |
| Accessories for the emergency trolleys | 42 |
| Warming drawer | 43 |
| Drawer insert | 44 |
| Drawer dimensions | 44 |
| Drawer divider | 45 |

ACCESSORIES FF-CLICK MULTI-FUNCTIONAL WALL



| Model description | Dimensions (W x D x H) | Art. No. |
|---|------------------------|----------------|
| Multi-functional wall, one row To be mounted on the rear wall, equipped with one row of FF-click, colour white aluminium, load-bearing capacity 20 kg | | |
| For trolley width 450 mm (4 slots) | 454 x 25 x 335 mm | 543 637 |
| For trolley width 600 / 660 mm (5 slots) | 604 x 25 x 335 mm | 543 403 |
| For trolley width 900 mm (8 slots) | 928 x 25 x 335 mm | 543 407 |









| | | |
|---|-------------------|----------------|
| Multi-functional wall, two rows To be mounted on the rear wall, equipped with two rows of FF-click, colour white aluminium, load-bearing capacity 20 kg | | |
| For trolley width 450 mm (2 x 4 slots) | 454 x 25 x 500 mm | 543 638 |
| For trolley width 600 / 660 mm (2 x 5 slots) | 604 x 25 x 500 mm | 543 405 |
| For trolley width 900 mm (2 x 8 slots) | 928 x 25 x 500 mm | 543 409 |



| | | |
|--|---|----------------|
| Equipment rail made of rectangular tubing | | |
| Suitable for MEGAdrive Mini Maximum load capacity 50 kg | w/o holder 470 x 25 x 10 mm w/ holder 470 x 63 x 66 mm | 543 642 |
| Short model – loading capacity 25 kg | w/o holder 250 x 25 x 10 mm w/ holder 280 x 63 x 66 mm | 543 500 |
| Long model – loading capacity 50 kg | w/o holder 250 x 25 x 10 mm w/ holder 320 x 63 x 66 mm | 543 467 |








| | | |
|---|------------------|----------------|
| Hook bar For mounting accessories for supply and disposal (see PROassist brochure), hook spacing 530 mm | | |
| | 540 x 20 x 70 mm | 543 466 |

| | Model description | Dimensions (W x D x H) | Art. No. |
|---|--|---------------------------------|----------------|
|  | <p>Needle collector Made of plastic, for safe disposal of contaminated cannulas</p> | 100 x 55 x 175 mm | 542 838 |
|  | <p>Ampoule opener Made of plastic, for the safe opening of ampoules, with a diamond file</p> | 150 x 70 x 200 mm | 542 837 |
|  | <p>Hanging hook Single, stainless steel, loading capacity 5 kg</p> | | 543 193 |
|  | <p>Disposal box set Consisting of 10 boxes with a holder</p> | Diameter of 140 mm, 145 mm high | 542 839 |
| | <p>Reserve disposal boxes 100 pcs.</p> | | 530 047 |
|  | <p>Catheter quiver Divided into three parts for suction catheters, stainless steel</p> | 160 x 75 x 500 mm | 542 844 |
| | <p>Catheter quiver with lid Usable inner dimension: 450 mm</p> | | 543 747 |
|  | <p>Infusion holder Stainless steel, with one-hand height adjustment, with 2 hooks, drip-catcher with support, hook loading capacity: 2 kg</p> | | 542 847 |

ACCESSORIES FF-CLICK MULTI-FUNCTIONAL WALL







| | Model description | Dimensions (W x D x H) | Art. No. |
|---|---|------------------------------|----------------|
|  | Bandaging material shelf Stainless steel, removable, with holder | 350 x 320 x 65 mm | 542 846 |
|  | Special container with lid Stainless steel, seamlessly deep-drawn, with holder, 17 litre capacity | 350 x 320 x 200 mm | 542 840 |
|  | Bucket Stainless steel, with holder, 10 litre capacity | Inside diameter, top: 280 mm | 542 845 |
| | Lid with opening | | 330 313 |
| | Lid, closed | | 330 314 |
|  | Instrument discharge tray Synthetic, with closed lid and holder, can be sterilised | 300 x 225 x 125 mm | 542 843 |
| | Replacement polypropylene bowl with closed lid | | 542 250 |
|  | Instrument discharge tray Synthetic, with slotted lid and holder, can be sterilised | 300 x 225 x 125 mm | 542 842 |
| | Replacement polypropylene bowl with slotted lid | | 542 251 |

| | Model description | Dimensions (W x D x H) | Art. No. |
|---|--|------------------------------------|----------------|
|  | Disinfectant dispenser Stainless-steel pump can be autoclaved up to +134 °C | | |
| | 500 ml aluminium housing, silver-coloured anodising, long operating lever | 82 x 225 x 283 mm (without holder) | 543 745 |
| | 1000 ml stainless-steel housing, short operating lever, with lockable cover plate, with screen | 94 x 162 x 325 mm (without holder) | 543 746 |
|  | Glove dispenser for 1 pack of gloves Stainless steel | 140 x 85 x 200 mm | 543 103 |
|  | Glove dispenser for 3 packs of gloves Stainless steel | 200 x 85 x 415 mm | 543 109 |
|  | Glove dispenser for 3 packs of gloves Stainless steel, for various pack sizes | 415 x 85 x 230 mm | 543 148 |
|  | Hanging hooks Stainless steel, loading capacity 5 kg | | 542 830 |

ACCESSORIES FF-CLICK MULTI-FUNCTIONAL WALL

| | Model description | Dimensions (W x D x H) | Art. No. |
|---|--|------------------------|----------------|
|  | Waste container Stainless steel, stable garbage container with hinged lid, 15 litres capacity | 320 x 190 x 410 mm | 542 829 |
|  | Waste collector with lid Stainless steel, with 15-litre synthetic bag | 320 x 190 x 415 mm | 542 841 |
|  | Waste collector with lid Synthetic with 15-litre synthetic bag | 300 x 210 x 430 mm | 542 848 |
|  | Waste container with integrated knee actuation and lid Permanently antibacterial due to nylon with Microban, with removable interior container, colour white | | |
| | 8 litre capacity | 225 x 225 x 360 mm | 542 827 |
| | 20 litre capacity | 350 x 250 x 520 mm | 543 750 |
|  | Wash basin Synthetic, wash basin with 2 water compartments and shelf, covered holder of stainless steel | 400 x 250 x 110 mm | 542 867 |

! The FF-click multi-functional wall (see page 31) is required to mount the syringe and needle dispenser

| | Model description | Dimensions (W x D x H) | Art. No. |
|---|--|------------------------|----------------|
|  | Syringe and needle dispenser 4 medium Plexiglas chutes | 600 x 138 x 207 mm | 543 381 |
|  | Syringe and needle dispenser 5 small Plexiglas chutes | 600 x 108 x 163 mm | 543 387 |
|  | Syringe and needle dispenser (First In / First Out principle) 5 small Plexiglas chutes | 600 x 110 x 165 mm | 543 384 |
|  | Syringe and needle dispenser (First In / First Out principle) 3 large Plexiglas chutes, Without tray | 600 x 162 x 243 mm | 543 383 |
|  | With stainless-steel tray , cannot be combined with other syringe and needle dispensers | 600 x 162 x 268 mm | 543 382 |
|  | Swab dispenser and moistener , clicked Only in conjunction with 543 383 or 543 382 | 125 x 227 x 268 mm | 543 393 |

ACCESSORIES RAILING



| Model description | Dimensions (W x D x H) | Art. No. |
|--|--|----------------|
| Disinfectant dispenser Stainless-steel pump can be autoclaved up to +134 °C | | |
| 500 ml aluminium housing, silver-coloured anodising, long operating lever, including catch tray | 82 x 225 x 283 mm (without holder) | 543 379 |
| 1000 ml stainless-steel housing, short operating lever, with lockable cover plate, with screen | 94 x 162 x 325 mm (without holder) | 543 380 |
| Glove dispenser Stainless steel, for 1 pack of gloves | | |
| | 140 x 72 x 230 mm | 543 146 |
| Stainless steel, for 3 packs of gloves | | |
| | 415 x 72 x 230 mm | 543 411 |
| Catheter basket Made of welded steel wire mesh with upper and base frame | | |
| | Basket size: 150 x 100 x 200 mm With holder: 150 x 140 x 230 mm | 543 390 |
| | Basket size: 150 x 100 x 280 mm With holder: 150 x 140 x 310 mm | 543 391 |
| | Basket size: 150 x 100 x 480 mm With holder: 150 x 140 x 510 mm | 543 392 |
| Hanging hooks Stainless steel | | |
| | | 543 389 |
| Power strip cable 3 m long | | |
| 6-outlet With protective hood (protects against unintended disconnections), complies with EN 60601-1-1 | 400 x 70 mm | 601 867 |
| 6-outlet Without protective hood | black | 543 385 |
| | white | 543 386 |
| 4-outlet Without protective hood | black | 543 382 |
| | white | 543 381 |


ACCESSORIES DIN AND ISO MODULES



| Model description | Dimensions (W x D x H) | Art. No. |
|--|------------------------|----------------|
| ISO module Closed, synthetic | 600 x 400 x 50 mm | 345 351 |
| Can be divided | 300 x 400 x 50 mm | 345 346 |
| Cannot be divided | 300 x 400 x 100 mm | 345 348 |
| Cannot be divided | 300 x 400 x 200 mm | 543 683 |



| | | |
|---------------------------------------|--------------------|----------------|
| ISO module Synthetic basket | 600 x 400 x 100 mm | 542 318 |
| | 600 x 400 x 200 mm | 345 371 |
| Can be divided | 300 x 400 x 100 mm | 345 368 |
| Can be divided | 300 x 400 x 200 mm | 543 684 |



| | | |
|--|-------------|----------------|
| Multi-functional guide element Synthetic guide rail with integrated clips, 15 kg loading capacity per element | | |
| For all common ISO modules | 390 mm long | 343 953 |
| | 590 mm long | 343 951 |
| For all common DIN modules | 490 mm long | 343 952 |



| | | |
|---|--------------------|----------------|
| DIN wire basket Rilsan-coated | 268 x 500 x 100 mm | 600 533 |
| | 268 x 500 x 180 mm | 600 534 |

| | | |
|--|-------------------|----------------|
| DIN module Closed, synthetic | 268 x 500 x 50 mm | 600 532 |
|--|-------------------|----------------|

ACCESSORIES TABLE TOP AND EXTENSION



| Model description | For trolley width | Art. No. |
|---|-------------------|----------|
| Stainless-steel tabletop with 3-sided synthetic railing* For DIN trolley, with profile edge | 600 mm | 543 394 |
| | 900 mm | 543 395 |
| For ISO module trolley, without profile edge | 660 mm | 543 398 |
| | 900 mm | 543 399 |
| Stainless-steel tabletop without railing, without profile edge For DIN trolley | 450 mm | 543 716 |
| | 600 mm | 543 396 |
| | 900 mm | 543 397 |
| For ISO module trolley | 450 mm | 543 716 |
| | 660 mm | 543 400 |
| | 900 mm | 543 401 |
| Stainless-steel railing, 3-sided For stainless-steel table top without railing, without profile edge, | DIN TP 600 mm | |
| | DIN TP 900 mm | |
| | ISO TP 660 mm | |

* Height 80 mm; material thickness 20 mm;
Surface = top surface size (body width minus 50 mm/body depth minus 25 mm)



| Model designation | Dimensions (W x D x H) | Art. No. |
|--|------------------------|----------|
| Extension panel (fold-down) | | |
| Stainless steel | | |
| Mounted on the right (push handle is eliminated) | 300 x 595 mm | 543 752 |
| mounted on the right (push handle is eliminated) | 500 x 595 mm | 543 528 |
| as above, suitable for MEGAdrive Mini | 310 x 509 mm | 543 644 |
| Mounted on the left | 300 x 595 mm | 543 751 |
| mounted on the left | 500 x 595 mm | 543 525 |
| as above, suitable for MEGAdrive Mini | 310 x 509 mm | 543 645 |
| Right or left, not mounted | 300 x 595 mm | 543 753 |
| right or left, not mounted | 500 x 595 mm | 543 524 |
| as above, suitable for MEGAdrive Mini | 310 x 509 mm | 543 646 |
| Extension panel (fold-down) | | |
| Synthetic | | |
| Mounted on the right (push handle is eliminated) | 460 x 590 mm | 543 418 |
| as above, suitable for MEGAdrive Mini | 460 x 540 mm | 543 761 |
| Mounted on the left | 460 x 590 mm | 543 419 |
| as above, suitable for MEGAdrive Mini | 460 x 540 mm | 543 762 |
| Right or left, not mounted | 460 x 590 mm | 543 417 |
| as above, suitable for MEGAdrive Mini | 460 x 540 mm | 543 760 |



ACCESSORIES OTHER




| Model description | Dimensions (W x D x H) | Art. No. |
|--|------------------------|----------------|
| Central locking For chests of drawers, right or left | | 542 298 |




| | | |
|-------------------------------|-----------------------------|----------------|
| Electronic Lock System | LS 200 Pin-Code | 543 503 |
| | LS 300 RFID | 543 504 |
| | LS 400 Pin-Code, RFID | 543 505 |



| | | | |
|---|---------------|-------------|----------------|
| Top-mounted shelf frame Stainless steel, for trolley rear wall, 2 pairs of hooks, hook spacing 350 mm, max. load 15 kg, without sterile equipment basket | 550 x 1150 mm | Not mounted | 543 144 |
| | | Mounted | 543 143 |
| Cross brace Used to hook in accessories for the railing | | | 605 283 |



| | | | |
|--|--|--|----------------|
| Push handle Stainless steel, as an additional handle, mounted | | | 543 415 |
|--|--|--|----------------|




| | | | |
|--|-------------|--|----------------|
| FF marking system Magnetic signs made of transparent synthetic for marking drawers, extensions and doors, PU 10 pieces | 114 x 25 mm | | 543 465 |
|--|-------------|--|----------------|

ACCESSORIES NAPPY CHANGING TROLLEYS



| Model description | Dimensions (W x D x H) | Art. No. |
|--|------------------------|----------------|
| <p>Nappy changing pad Soft pad, preformed for the body of a baby, washable film with sewn-down hollow, resistant to disinfectants</p> | 570 x 570 x 40 mm | 542 795 |
| <p>Nappy changing pad White, flat design, with 3-sided elevated rim</p> | 570 x 560 x 60 mm | 542 316 |
| <p>Synthetic removable shelf For nappy changing trolley with shelf carrier set</p> | 529 x 283 x 19 mm | 542 849 |



! The wash basin (Art. No. 542 826 marine/542 867 white) can be found in the FF-FF-click accessories on page 35.

! Multi-functional guide elements (Art. No. 343 952) and DIN modules (Art. No. 600 532) can be found in the accessories for DIN and ISO modules on page 38.

ACCESSORIES EMERGENCY TROLLEYS

| | Model description | Dimensions (L x W x H) | Art. No. |
|---|---|------------------------|--------------------------------------|
|  | Reanimation board With holder, screwed to the rear wall | 800 x 450 x 10 mm | 543 741 |
|  | Shelf for defibrillator Height-adjustable, rotating table platform, 10 kg loading capacity (Defibrillator not included) | 450 x 400 mm (L x W) | 542 854 |
| | | 325 x 255 mm (L x W) | 543 743 |
|  | Holder for oxygen tank Fastened to the side wall, for tanks 5/ 10 litre, diameter 145–205 mm, adjustable | 132.5 x 160 x 230 mm | 542 304 |
|  | Holder for oxygen cylinder 2 L It provides secure position on the trolley for 2 L oxygen cylinder. | | 543 744 |
|  | Sealing strip for drawers Mounted on the left or right of the trolley, traffic red (RAL 3020) | right left | 542 299 543 463 |
| | Sealing strip for drawers Can be configured, traffic red (RAL 3020) | | 543 532 |
| | Seals 100 pcs. | | 542 310 |

ACCESSORIES WARMING DRAWER

The practical warming drawers for linens or infusions can be integrated in all MEGAdrive trolleys.



Warming drawer for linens

For pre-warming textiles to keep patients warm and increase comfort.

Warming drawer for infusions

For keeping saline solution warmed to body temperature without needing additional equipment or walking further – for the protection and comfort of the patients.

| | Warming drawer for linens | Warming drawer for infusions |
|-------------------------------|--|--|
| Model | Warming drawer with perforated insert, switch panel and LED display for display of inside temperature | Warming drawer with perforated insert, switch panel and LED display for display of inside temperature |
| Drawer width /capacity | 450 mm: 24 cubic decimetres 600 mm: 36 cubic decimetres 660 mm: 40 cubic decimetres | 450 mm: 12 x 1 l or 20 x 0.5 l bottles 600 mm: 20 x 1 l or 32 x 0.5 l bottles 660 mm: 24 x 1 l. or 36 x 0.5 l bottles |
| Drawer height | 350/375 mm | 350/375 mm |
| Loading capacity | 30 kg | 30 kg |
| Connected load/Rating | 220–240 V AC, 50–60 Hz 400 Watt, 1.7 A | 220–240 V AC, 50–60 Hz 400 Watt, 1.7 A |
| Temperature | Can be regulated from +40 °C to +65 °C, factory set at +60 °C, overtemperature protection at +75 °C, self-limiting PTC heating element | Can be regulated from +33 °C to +37 °C, factory set at +37 °C, overtemperature protection at +46 °C, self-limiting PTC heating element |
| Article No. | 543 064 01 | 346 784 01 |

! The functional trolleys 543 321 / 543 322 / 543 323 (see pages 10–12) are already equipped for the warming drawer.

ACCESSORIES DRAWER INSERT AND DRAWER DIMENSIONS



| Model description | Dimensions (W x D x H) | Art. No. |
|--|------------------------|----------------|
| Drawer insert Deep-drawn synthetic, to fit drawer 75 mm and panel 600 mm width | 472 x 490 x 40 mm | 372 520 |

So that you can plan the use of your MEGAdrive drawers optimally, we have compiled all important outside and inside dimensions here.

Drawer dividers suitable for the drawer sizes can be found on the following pages.

| Panel height | Box height | Usable height | Material |
|--------------|------------|---------------|----------|
| 75 mm | 45 mm | 60 mm | Metal |
| 100 mm | 65 mm | 83 mm | |
| 150 mm | 90 mm | 133 mm | |
| 200 mm | 140 mm | 183 mm | |
| 300 mm | 240 mm | 283 mm | |

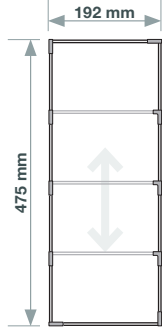
| Panel width | Box width, inner | Box depth, inner | Material |
|-------------|------------------|------------------|----------|
| 300 mm | 192 mm | 474 mm | Metal |
| 450 mm | 342 mm | 474 mm | |
| 600 mm | 492 mm | 474 mm * | |
| 900 mm | 792 mm | 474 mm | |

* 374 mm of metal for the gynaecology treatment trolley (Art. No. 543 290)



DRAWER DIVIDERS ACCESSORIES

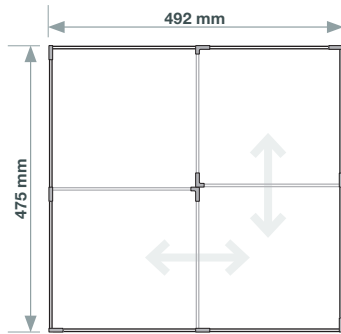
Drawer width 300 mm



Designation **Art. No.**

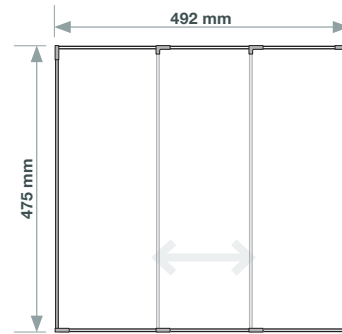
| | | | |
|---------------|---------------|--------------------------|----------------|
| Height | 55 mm | Drawer divider HH300H55 | 543 649 |
| Height | 100 mm | Drawer divider HH300H100 | 543 650 |

Drawer width 600 mm



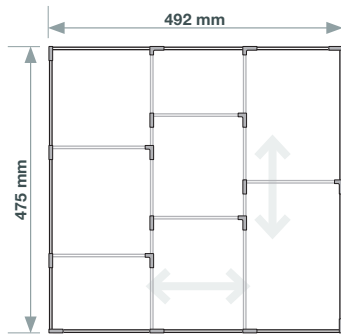
Designation **Art. No.**

| | | | |
|---------------|---------------|--------------------------|----------------|
| Height | 35 mm | Drawer divider HH600H35 | 543 659 |
| Height | 55 mm | Drawer divider HH600H55 | 543 660 |
| Height | 100 mm | Drawer divider HH600H100 | 543 661 |
| Height | 150 mm | Drawer divider HH600H150 | 543 662 |



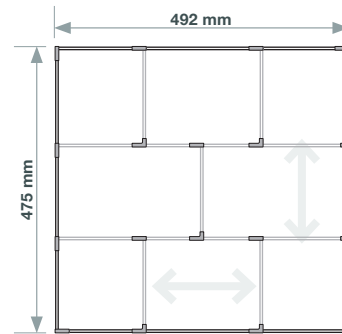
Designation **Art. No.**

| | | | |
|---------------|---------------|--------------------------|----------------|
| Height | 35 mm | Drawer divider HH600H35 | 543 663 |
| Height | 55 mm | Drawer divider HH600H55 | 543 664 |
| Height | 100 mm | Drawer divider HH600H100 | 543 665 |
| Height | 150 mm | Drawer divider HH600H150 | 543 666 |



Designation **Art. No.**

| | | | |
|---------------|---------------|--------------------------|----------------|
| Height | 35 mm | Drawer divider HH600H35 | 543 667 |
| Height | 55 mm | Drawer divider HH600H55 | 543 668 |
| Height | 100 mm | Drawer divider HH600H100 | 543 669 |
| Height | 150 mm | Drawer divider HH600H150 | 543 670 |



Designation **Art. No.**

| | | | |
|---------------|---------------|--------------------------|----------------|
| Height | 35 mm | Drawer divider HH600H35 | 543 671 |
| Height | 55 mm | Drawer divider HH600H55 | 543 672 |
| Height | 100 mm | Drawer divider HH600H100 | 543 673 |
| Height | 150 mm | Drawer divider HH600H150 | 543 674 |

EXPANSION SETS

Delivery of additional guide rails to measure.

Delivery of divider sets in standard lengths; can be shortened to desired length (predetermined breaking points).

| Drawer width 300 mm | | Suitable for | Designation | Art. No. |
|--------------------------------|---------------|---------------------|---|-----------------|
| Height | 55 mm | 543 649 | Additional guide rails 2 pcs. incl. clips | 543 685 |
| Height | 100 mm | 543 650 | Additional guide rails 2 pcs. incl. clips | 543 686 |

| Drawer width 450 mm | | Suitable for | Designation | Art. No. |
|--------------------------------|---------------|---------------------------------------|--|-----------------|
| Height | 55 mm | 543 655, 543 657 | Add. guide rails (Mini) 2 pcs. incl. clips | 543 700 |
| Height | 55 mm | 543 651, 543 653 | Additional guide rails 2 pcs. incl. clips | 543 687 |
| Height | 55 mm | 543 651, 543 653, 543 655, 543 657 | Divider set 5 pcs. incl. backing clips | 543 689 |
| Height | 100 mm | 543 656, 543 658 | Add. guide rails (Mini) 2 pcs. incl. clips | 543 701 |
| Height | 100 mm | 543 652, 543 654 | Additional guide rails 2 pcs. incl. clips | 543 688 |
| Height | 100 mm | 543 652, 543 654, 543 656, 543 658 | Divider set 5 pcs. incl. backing clips | 543 690 |

| Drawer width 600 mm | | Suitable for | Designation | Art. No. |
|--------------------------------|---------------|------------------------------|---|-----------------|
| Height | 35 mm | 543 671 | Additional guide rails 2 pcs. incl. clips | 543 696 |
| Height | 35 mm | 543 659, 543 663, 543 667 | Additional guide rails 2 pcs. incl. clips | 543 691 |
| Height | 35 mm | 543 667, 543 671 | Divider set 5 pcs. incl. backing clips | 543 695 |
| Height | 35 mm | 543 659 | Divider set 5 pcs. incl. backing clips | 543 692 |
| Height | 55 mm | 543 672 | Additional guide rails 2 pcs. incl. clips | 543 697 |
| Height | 55 mm | 543 660, 543 664, 543 668 | Additional guide rails 2 pcs. incl. clips | 543 687 |
| Height | 55 mm | 543 660 | Divider set 5 pcs. incl. backing clips | 543 693 |
| Height | 55 mm | 543 668, 543 672 | Divider set 5 pcs. incl. backing clips | 543 689 |
| Height | 100 mm | 543 673 | Additional guide rails 2 pcs. incl. clips | 543 698 |
| Height | 100 mm | 543 665, 543 669, 543 661 | Additional guide rails 2 pcs. incl. clips | 543 688 |
| Height | 100 mm | 543 669, 5436 73 | Divider set 5 pcs. incl. backing clips | 543 690 |
| Height | 100 mm | 543 661 | Divider set 5 pcs. incl. backing clips | 543 694 |

| Drawer width 900 mm | | Suitable for | Designation | Art. No. |
|--------------------------------|---------------|---------------------|---|-----------------|
| Height | 100 mm | 543 675, 543 677 | Additional guide rails 2 pcs. incl. clips | 543 688 |
| Height | 100 mm | 543 676, 543 678 | Additional guide rails 2 pcs. incl. clips | 543 699 |
| Height | 100 mm | 543 676, 543 677 | Divider set 5 pcs. incl. backing clips | 543 690 |

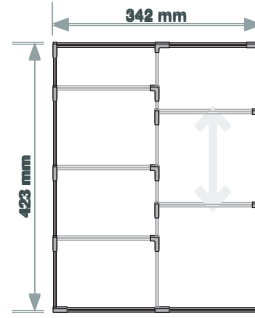
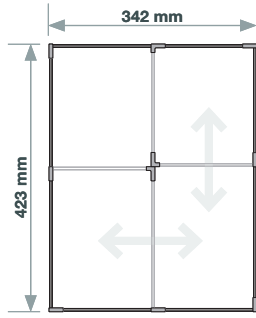
More organized with a better overview for easier work: there is a suitable drawer divider in the MEGAdrive range for any drawer size.

The standard drawer dividers are designed to fit the most common dimensions of medical supplies.

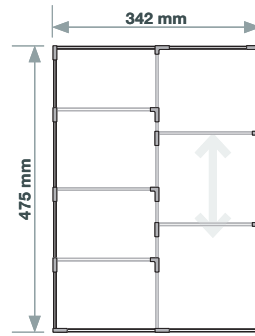
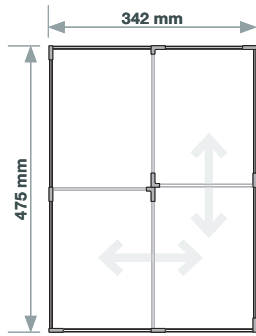
If you require an individual solution, our expansion sets are also available in addition to the standard drawer dividers.



**Drawer width
450 mm
for MEGAdrive Mini**

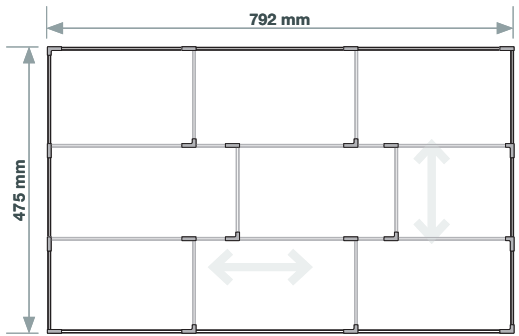
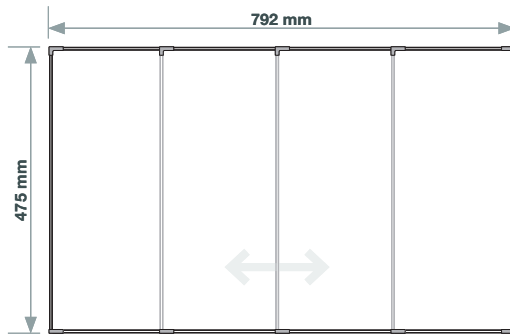


| | Designation | Art. No. | Designation | Art. No. | |
|--------|-------------|-------------------------------|-------------|-------------------------------|---------|
| Height | 55 mm | Drawer divider HH450H55 Mini | 543 655 | Drawer divider HH450H55 Mini | 543 657 |
| Height | 100 mm | Drawer divider HH450H100 Mini | 543 656 | Drawer divider HH450H100 Mini | 543 658 |


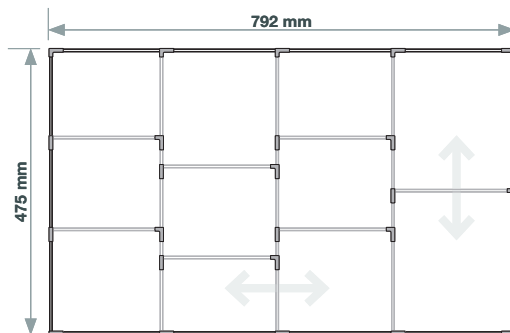


| | Designation | Art. No. | Designation | Art. No. | |
|--------|-------------|--------------------------|-------------|--------------------------|---------|
| Height | 55 mm | Drawer divider HH450H55 | 543 651 | Drawer divider HH450H55 | 543 653 |
| Height | 100 mm | Drawer divider HH450H100 | 543 652 | Drawer divider HH450H100 | 543 654 |

**Drawer width
900 mm**



| | Designation | Art. No. | Designation | Art. No. | |
|--------|-------------|--------------------------|-------------|--------------------------|---------|
| Height | 100 mm | Drawer divider HH600H150 | 543 675 | Drawer divider HH600H150 | 543 676 |




| | Designation | Art. No. | Designation | Art. No. | |
|--------|-------------|--------------------------|-------------|--------------------------|---------|
| Height | 100 mm | Drawer divider HH600H150 | 543 677 | Drawer divider HH600H150 | 543 678 |

NEVER STOP IMPROVING


Our new solutions at your service.

SHARE
WITH US
YOUR SPECIAL
REQUEST

FF Mate shelf:



2 mounting methods:
wall-mounted or rail system;
without drawer,
with 1 or 2 drawers.



Warming cabinet:

Our former product with new features: digitally controlled heating, adjustable in 0,1 degree, up to max. 65 degrees, clearly visible digital display, insulated side and back wall. Not suitable for storing infusions!

Gascylinder transportation trolley:

A good example, how we accomplish a special partner request in a short time frame. This allows the new product to reach the market on time, with a perfect match in specifications.



Infusion Max:

Heavy duty mobile stand especially for holding infusion pumps.




Trolley for medical ventilator:

Designed especially for moving and storing respiratory ventilator.

! For custom sizes, please consult with your local Partner

Authorized Partner:



The FF Co. Ltd.
Member of the Rev Group



FF Fémfeldolgozó Co. Ltd. is a medium-sized, family-owned company in Hungary, and since 2005 it is the member of the Rev Group (www.revgroup.hu).

For decades we have been specialists in the processing of stainless steel and electrolytically galvanized steel. With our modern machine park, electropolishing facility and powder coating capabilities the main focus of our production program are products for professional commercial kitchens, complete systems for shop-baking equipment, accessories for sterilization equipment and our own 'Medical Line' with furniture for clinics, ambulances and medical practices of the highest quality.

With highly qualified technical staff we are constantly working to improve our products and to implement individual customer requests.

Our head office is located in Budapest, the production site in Mezőtúr.

The product range consists of cabinet systems, functional trolleys, sterile services equipment and mobile furnishings for the operating room.

All of FF Co. Ltd. Professional's divisions have DIN EN ISO 9001:2015, 14001:2015 certification, guaranteeing a high standard of reliability and customer orientation.

Our daughter company in Germany:
MED-Systeme GmbH

<http://www.med-systeme.de>

MED-Systeme GmbH

planung - vertrieb

einrichtungen für
klinik.labor.praxis
möbel & objekte

All other countries:
FF Co. Ltd. Hungary

<http://ffzrt.hu>



FF FÉMFELDOLGOZÓ
SINCE 1949